



EXP 5015 WW



Operators cabin with large windows for a better visibility. The front window, with double wiper, opens, completely disappearing under the top of the cab.

The rotating orange light is standard. Working light standard fitted on the top of the cab guarantee a good visibility also during the darker hours of the day. It is possible, as option, to fit extra working halogen/xenon lights.



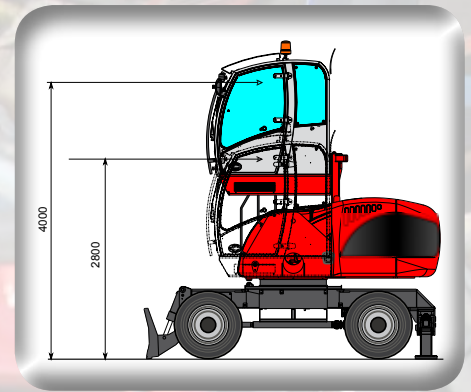
Comfortable drive : Extra large seat with 10 regulation modalities, adjustable arms, headrest, and seat heating. In addition, a safety device on the left arm rest when it is in the down position. 2 taps for lower the cabin in case of emergency, one inside the cab and the other one at the ground level.

The clear visual **instrumentation panel** allows monitoring of all machines functions: motor rpm, lights for hydraulic oil filter clogging, total an partial hour counter. There are also controls dedicated to auxiliary functions.

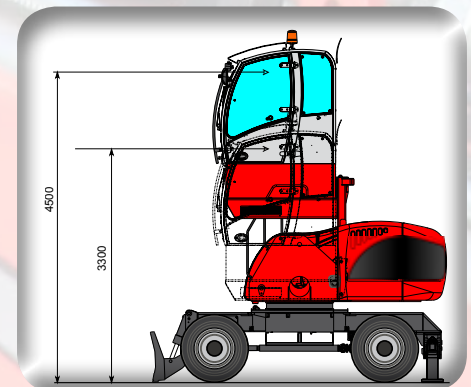




Roll-up for electric cable is available as option.



Operators cabin with hydraulic vertical elevation has a 4 m high reach (operator's eye), and permits always a safety distance of the load content in the grab.



It is possible, on request, to fit a 50 cm fixed extension to increase visibility and permit the operator's eye to reach 4,5 m.

The new EXP 5015 is a machine specifically developed for the material handling activities and with a new eye-catching design.

The new EXP5015 is available from 7 to 9 meters reach and all the possible attachments for the material handling sectors: grabs for scrap, orange peel grabs, magnet plates, grab for logs, clamshell grabs etc.

The new EXP5015 is the most equipped machine in its sector, the standard configuration is almost complete: working lights over the cabin, handrails and safety steps, front window screen protection, overload warning device, break valves on all the cylinders.

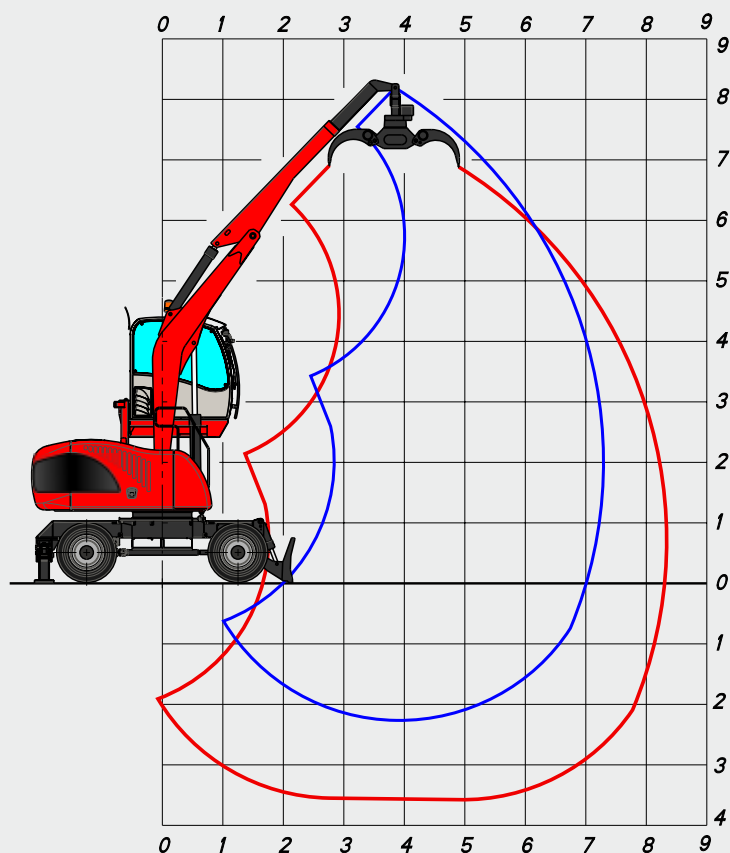
The other optional available, are also useful for a comfortable and safe use of the machine:

radio cd player, anti-theft, automatic greasing system, air conditioning, total cabin protection, rear camera on counterweight with 7" coloured display into the cabin, host cylinder's rod protection, protection for the transmission on undercarriage, generator system, etc...



Rear camera on counterweight with 7" color display into the cabin. It's also possible to fit a camera on the secondary stick. (as option)





AT7:
Gooseneck boom
4,00 m

Telescopic stick
2,50 - 3,40 m

OPERATING WEIGHT:

16.500 kg

OPERATING WEIGHT WITH, FRONT BLADE
OUTRIGGERS, FULL RUBBER TYRES,
GOOSENECK BOOM 4,00 m,
TELESCOPIC STICK 2,5 - 3,4 m,
R 190 LOGS GRAB AND ROTATOR.

LIFTING CAPACITIES TONS

LIFTING RANGE (m)

HEIGHT CONF. METRES		3,00			4,00			5,00			6,00			7,30		
		↗	○	⊙	↗	○	⊙	↗	○	⊙	↗	○	⊙	↗	○	⊙
6,0	○○ ⊥ ⊥							3,55*	3,55*	3,09	3,63*	3,45	2,59			
								3,55*	3,55*	3,09	3,63*	3,63*	3,16			
4,5	○○ ⊥ ⊥				4,59*	4,59*	3,99	3,65*	3,65*	3,18	3,53*	3,47	2,60			
					4,59*	4,59*	3,99	3,65*	3,65*	3,18	3,53*	3,53*	3,07			
3,0	○○ ⊥ ⊥	6,64*	6,64*	5,78	4,60*	4,60*	4,00	4,09*	4,09*	3,31	3,74*	3,37	2,53			
		6,64*	6,64*	5,78	4,60*	4,60*	4,00	4,09*	4,09*	3,56	3,74*	3,74*	3,25			
1,5	○○ ⊥ ⊥	7,34*	7,34*	6,38	5,61*	5,61*	4,30	4,65*	4,19	3,15	4,03*	3,25	2,44	3,29	2,48	1,86
		7,34*	7,34*	6,38	5,61*	5,61*	4,88	4,65*	4,65*	4,04	4,03*	4,03*	3,50	3,40*	3,40*	2,96
0,0	○○ ⊥ ⊥	8,44*	8,17	6,13	6,26*	5,42	4,06	5,01*	4,01	3,01	4,17*	3,15	2,36			
		8,44*	8,44*	7,34	6,26*	6,26*	5,45	5,01*	5,01*	4,36	4,17*	4,17*	3,63			
-1,5	○○ ⊥ ⊥	8,19*	8,00	6,00	6,17*	5,30	3,97	4,84*	3,93	2,95	3,75*	3,12	2,34			
		8,19*	8,19*	7,13	6,17*	6,17*	5,36	4,84*	4,84*	4,21	3,75*	3,75*	3,26			



LIFTING CAPACITIES ON LONGITUDINAL AXIS



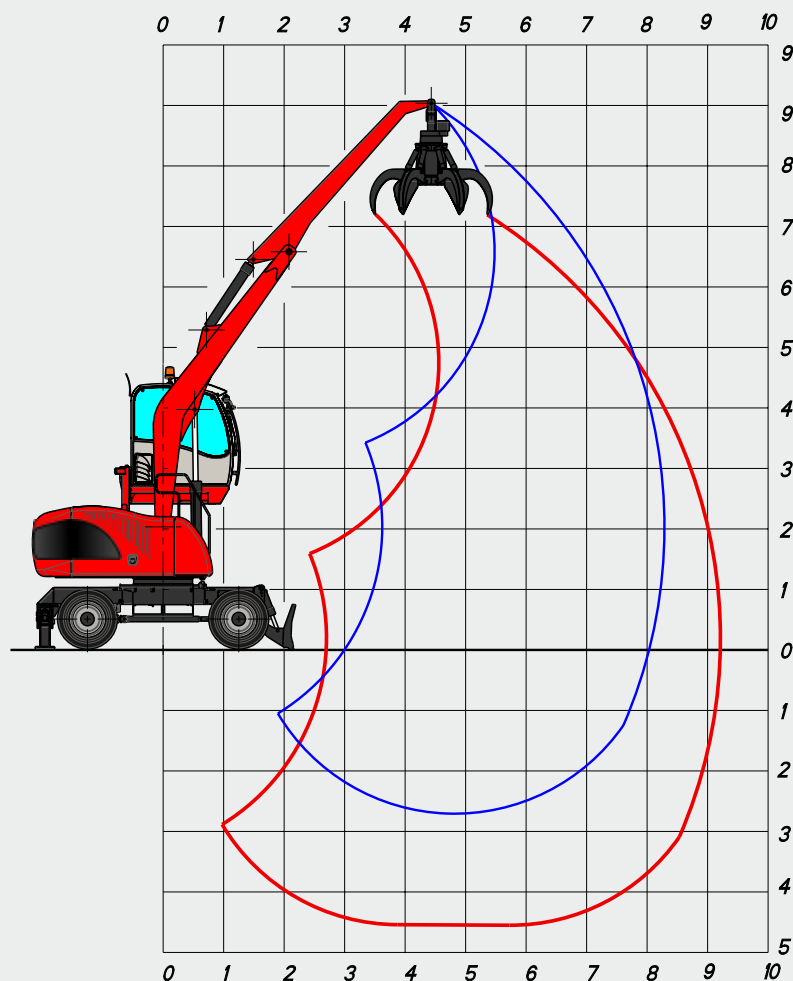
LIFTING CAPACITIES ON 360° WITHOUT SAFETY FACTOR



LIFTING CAPACITIES ON 360° ACCORDING WITH ISO 10567

* = HYDRAULIC LIMIT

LIFTING CAPACITIES ARE ON HOOK WITHOUT GRABS, MACHINE STATIC, LEVEL SOLID GROUND, WITH AXLE LOCKED.



AF8:
Gooseneck boom
5,00 m

Industrial stick
3,40 m

OPERATING WEIGHT:

17.400 kg

OPERATING WEIGHT WITH FRONT BLADE,
OUTRIGGERS, FULL RUBBER TYRES,
GOOSENECK BOOM 5.00 M,
INDUSTRIAL STICK 3.40 M,
RV 320 ORANGE PEEL GRAB WITH
ROTATOR.

LIFTING CAPACITIES TONS

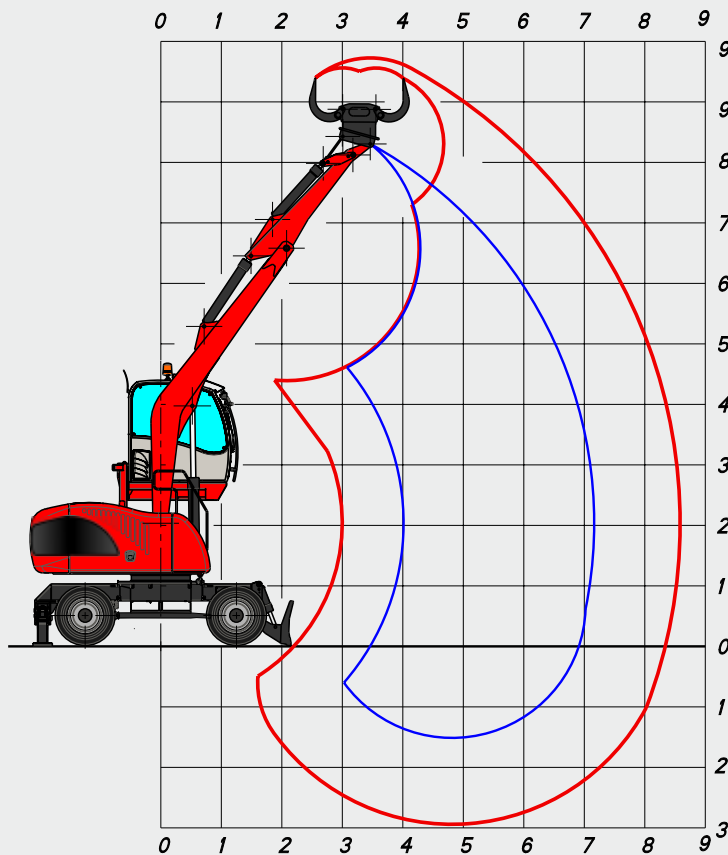
LIFTING RANGE (m)

HEIGHT CONF. METRES		4,00			5,00			6,00			7,00			8,00			8,30		
		↗	○	⊙	↗	○	⊙	↗	○	⊙	↗	○	⊙	↗	○	⊙	↗	○	⊙
6,0	○○ ⊥ ⊥							3,09*	3,09*	2,69	3,04*	2,79	2,10						
								3,09*	3,09*	2,69	3,04*	3,04*	2,65						
4,5	○○ ⊥ ⊥							3,24*	3,24*	2,63	3,06*	2,78	2,08						
								3,24*	3,24*	2,82	3,06*	3,06*	2,66						
3,0	○○ ⊥ ⊥				4,03*	4,03*	3,26	3,55*	3,55*	2,52	3,22*	2,70	2,02	2,92	2,21	1,66			
					4,03*	4,03*	3,50	3,55*	3,55*	3,09	3,22*	3,22*	2,80	2,99*	2,99*	2,60			
1,5	○○ ⊥ ⊥	5,69*	5,50	4,13	4,57*	4,09	3,07	3,87*	3,21	2,40	3,40*	2,60	1,95	2,87	2,16	1,62	2,74	2,06	1,55
		5,69*	5,69*	4,95	4,57*	4,57*	3,97	3,87*	3,87*	3,37	3,40*	3,40*	2,96	3,04*	3,04*	2,64	2,93*	2,93*	2,53
0,0	○○ ⊥ ⊥	6,17*	5,22	3,91	4,90*	3,90	2,92	4,07*	3,08	2,31	3,49*	2,53	1,90	2,84	2,13	1,60			
		6,17*	6,17*	5,36	4,90*	4,90*	4,26	4,07*	4,07*	3,54	3,49*	3,49*	3,03	2,93*	2,93*	2,55			
-1,5	○○ ⊥ ⊥	6,06*	5,11	3,83	4,85*	3,81	2,86	3,99*	3,03	2,27	3,28*	2,50	1,88						
		6,06*	6,06*	5,27	4,85*	4,85*	4,22	3,99*	3,99*	3,48	3,28*	3,28*	2,86						

↗ LIFTING CAPACITIES ON LONGITUDINAL AXIS ○ LIFTING CAPACITIES ON 360° WITHOUT SAFETY FACTOR ⊙ LIFTING CAPACITIES ON 360° ACCORDING WITH ISO 10567

* = HYDRAULIC LIMIT

LIFTING CAPACITIES ARE ON HOOK WITHOUT GRABS, MACHINE STATIC, LEVEL SOLID GROUND, WITH AXLE LOCKED.



AS8:
Gooseneck boom
5,00 m

Selector arm
2,2 m

OPERATING WEIGHT:

17.200 kg

OPERATING WEIGHT WITH, FRONT BLADE,
OUTRIGGERS, FULL RUBBER TYRES, GOOSE-
NECK BOOM 5,00 m,
SELECTOR ARM 2,20 m,
RSG 450F SELECTOR GRAB AND ROTATOR.

LIFTING CAPACITIES TONS WITH "HD" UNDERCARRIAGE

LIFTING RANGE (m)

HEIGHT CONF. METRES		4,00			5,00			6,00			7,00			7,20		
		↗	○	⊙	↗	○	⊙	↗	○	⊙	↗	○	⊙	↗	○	⊙
7,0	○○				3,46*	3,46*	2,78									
	⊥				3,46*	3,46*	3,01									
6,0	○○				3,33*	3,33*	2,81									
	⊥				3,33*	3,33*	2,90									
5,0	○○	3,75*	3,75*	3,26	3,43*	3,43*	2,77	3,24*	2,92	2,19						
	⊥	3,75*	3,75*	3,26	3,43*	3,43*	2,99	3,24*	3,24*	2,82						
4,0	○○	4,19*	4,19*	3,53	3,65*	3,60	2,70	3,32*	2,88	2,16						
	⊥	4,19*	4,19*	3,64	3,65*	3,65*	3,17	3,32*	3,32*	2,89						
3,0	○○	4,81*	4,81*	3,50	3,93*	3,51	2,63	3,46*	2,81	2,11	3,05	2,32	1,74			
	⊥	4,81*	4,81*	4,18	3,93*	3,93*	3,42	3,46*	3,46*	3,01	3,16*	3,16*	2,75			
2,0	○○	5,42*	4,71	3,53	4,21*	3,44	2,58	3,58*	2,75	2,06	3,02	2,29	1,72	2,94	2,23	1,67
	⊥	5,42*	5,42*	4,72	4,21*	4,21*	3,66	3,58*	3,58*	3,12	3,17*	3,17*	2,76	3,10*	3,10*	2,70
1,0	○○	5,78*	4,76	3,57	4,41*	3,41	2,56	3,66*	2,70	2,03	3,00	2,26	1,70			
	⊥	5,78*	5,78*	5,03	4,41*	4,41*	3,83	3,66*	3,66*	3,18	3,12*	3,12*	2,72			
0,0	○○	5,77*	4,76	3,57	4,42*	3,39	2,54	3,57	2,68	2,01						
	⊥	5,77*	5,77*	5,02	4,42*	4,42*	3,85	3,62*	3,62*	3,15						



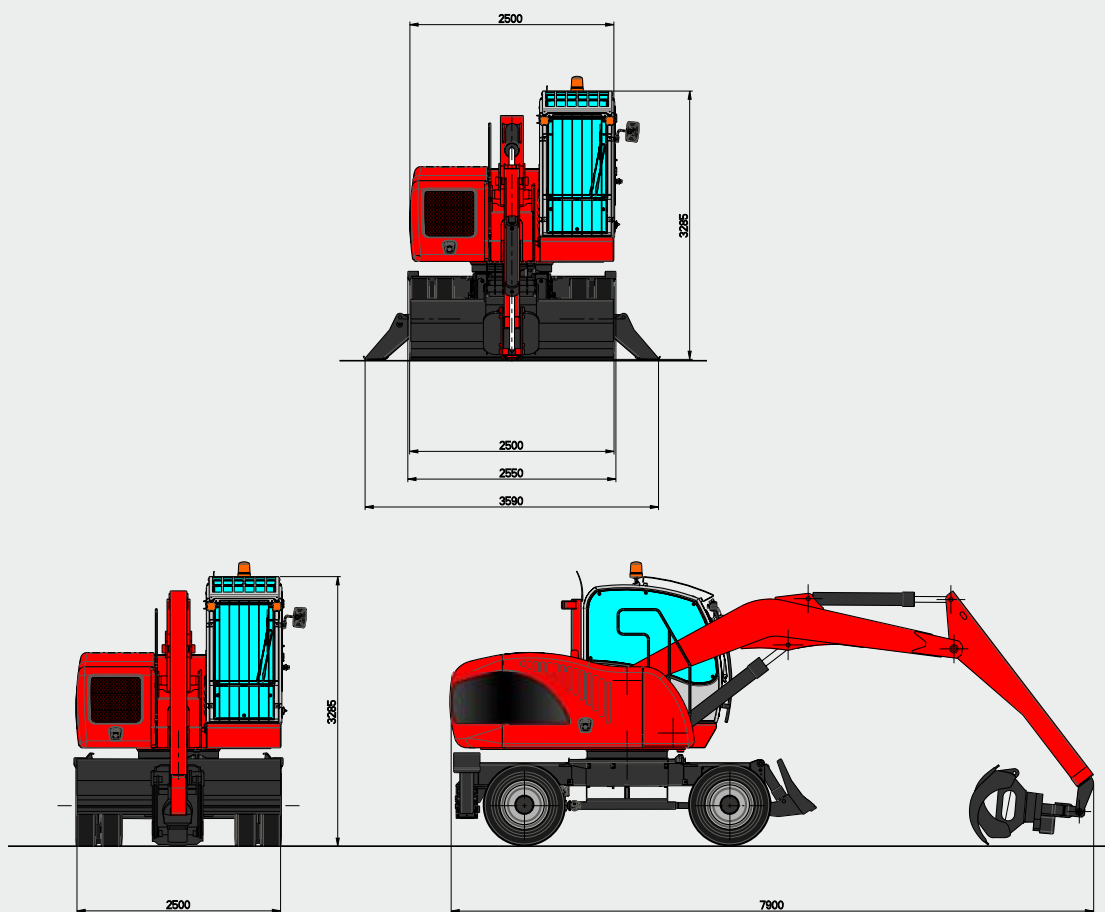
LIFTING CAPACITIES ON LONGITUDINAL AXIS ○ LIFTING CAPACITIES ON 360° WITHOUT SAFETY FACTOR ⊙ LIFTING CAPACITIES ON 360° ACCORDING WITH ISO 10567

* = HYDRAULIC LIMIT

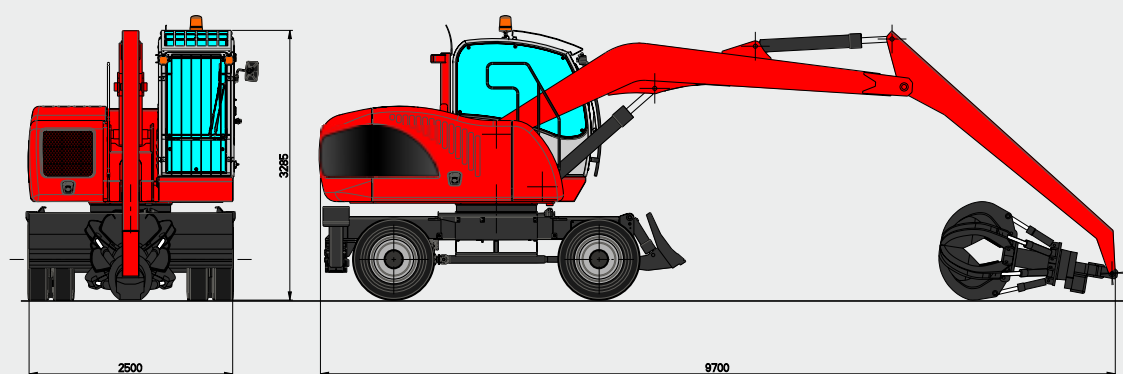
LIFTING CAPACITIES ARE ON HOOK WITHOUT GRABS, MACHINE STATIC, LEVEL SOLID GROUND, WITH AXLE LOCKED.

DIMENSIONS

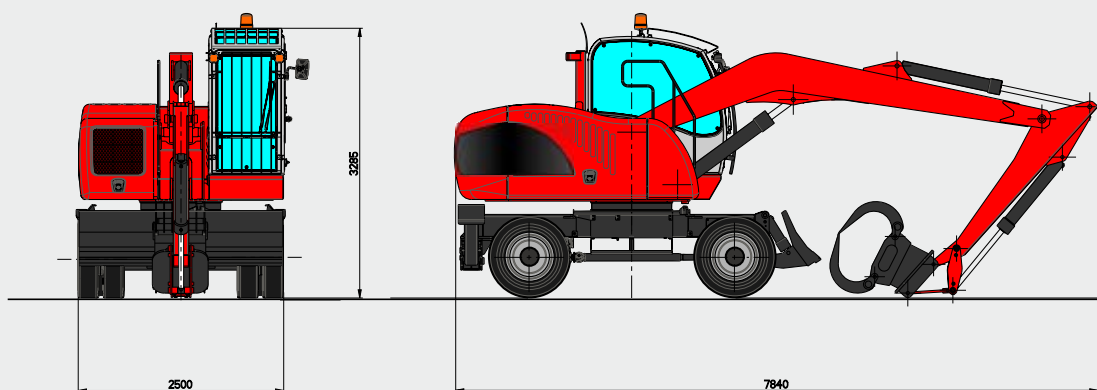
AT7



AF8



AS8



TECHNICAL DATA EXP 5015 WW

ELECTRIC MOTOR

High efficiency induction motor. Three phases with electronic control.

Star-triangle starter. Forced air cooling system

IEC 60034-30-1 Class:	IE3 according with EU 4/2014
Protection degree:	IP55
Voltage:	400 Volts
Power:	55 kW @ 1480 rpm

HYDRAULIC SYSTEM

Open "LOAD SENSING" circuit constituted by a variable displacement axial pump, with automatic flow setting, connected to the electric motor, feeding a distributor block with high pressure control valves and anti-choc valves on each element.

Max. flow:	150 l/min
Max. hydraulic pressure:	280 bar
Hydraulic tank capacity:	200 l
Hydraulic circuit capacity:	250 l

Additional pumps for auxiliary services. Hydraulic oil cooling by means aluminium large mesh heat exchanger, LOAD SENSING system distributor block with simultaneous movements independent of the load and without interaction with synchronised control of all functions.

TRAVEL

Hydrostatic with 4 wheel drive by means of a variable displacement hydraulic axial piston motor mounted on a two speed gearbox hydraulically operated from the cab coupled to the rear axle

Travel controlled by two separate pedals (one for each travelling direction).

Differential axles 2,50 m wide with planetary reduction gears on the hubs.

Braking valve integrated on the hydraulic motor.

STEERING

Hydraulic steering system powered by an independent pump. The front floating steering axle can be hydraulically locked from the cabin in any position.

BRAKES

SERVICE BRAKES: disk brake on the driveshaft.

PARKING AND EMERGENCY BRAKES: hydraulically released disk-type brake mounted on driveshaft.

TYRES

Nr 8 "Superelastic" full rubber tyres with rubber spacer rings
- 9.00x20

SWING SYSTEM

Unlimited rotation in both directions by means of an axial piston hydraulic motor with integrated control valve, splined to a double stage reduction gear with oil bath gears. - Anti-shock valves protect the system.

High diameter double row ball bearing ring with internal teeth.

Automatic greasing system

Max rotation speed: 9 rpm

Overall dimensions of rotating turret: „...m

OPERATOR'S CAB

Hydraulically vertical raising operated driver's cab installed on silent block with large windows of tinted heat resistant safety glass; front sliding window, and lateral opening window.

Winter heating and summer ventilation installed as standard; on request can be installed an air conditioning system.

Radio preset.

Double windscreen wiper with washer.

Adjustable operator's seat in with electronic joysticks incorporated in its arms.

CONTROLS

N° 2 electronic controlled joysticks to carry out four operations each with electric pushbuttons incorporated.

Electro switch for front blade, outriggers, grab rotator, dipper telescopic extension. Electro hydraulic devices for controlling gear box, parking brakes, hydraulic raising of the cab, front axle oscillation lock.

Analogical instruments for checking all the functions as hour counter, motor speed indicator, ecc...

ARMS

With reach from 7 to 9 metres.

ELECTROMAGNETIC COMPATIBILITY

In accordance with CE Directive (Dir. 2004/108/CE)

OVERLOAD WARNING DEVICE

In accordance with CE directive (Dir 2006/42/CE) this device provides to check the crane stability while loading in accordance with loads and distances (as standard). When the stability limits are reached, acoustical and optical warning advise danger conditions before the automatic lock of movements.



Viale delle industrie, 9
45100 ROVIGO - ITALY
phone +39 0425 474833
fax +39 0425 475548
www.solmec.it
solmec@solmec.it